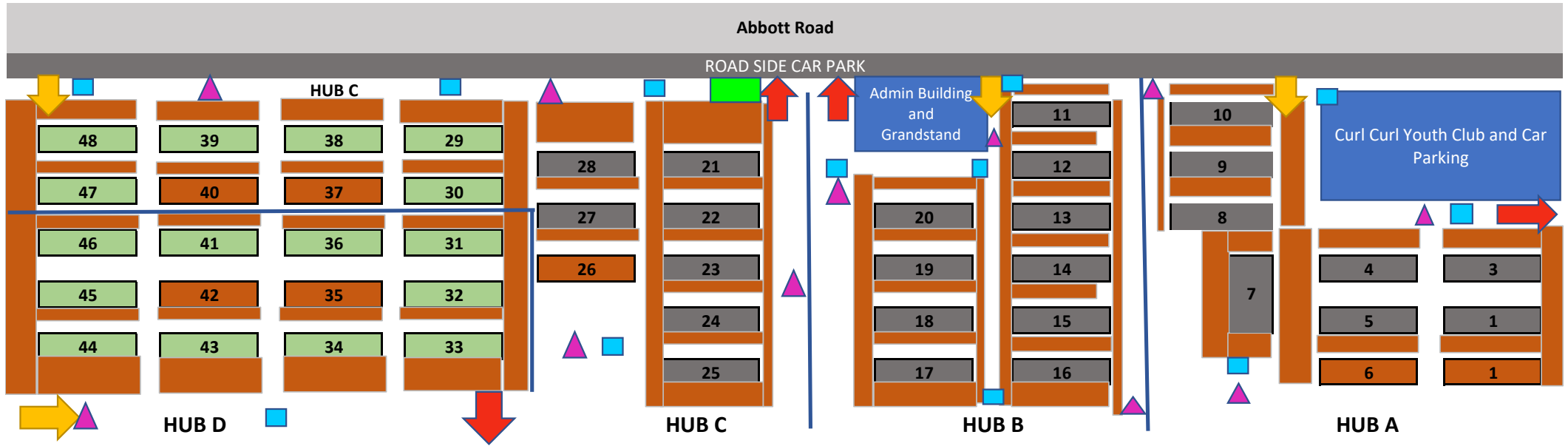











## COURT MAP - SECTIONED WITH 500 PARTICIPANT LIMITS



Key	
	Grass Courts
	Plexipave Courts
	Spectator viewing area - 1 spectator per team member
	Entry point
	Exit Point
	Bunting to sectionalise areas
	Hand Sanitiser stations
	Social distancing and hygiene signage
	COVID-19 CoOrdinator/Isolation Marquee